

Customer User Manual –
Sign up, Sign in & Profile

On click of sign up following screen will appear, Enter details as per directions on the screen.

Sign Up

Full Name
Minimum 3 char

Mobile Number
+91 Should be 10 digit

Address
Click here to select address

User Id
Minimum 3 characters and no special chara

Password
Minimum 8 Char

Confirm Password
Re-enter Password

Reference Code
If Any

I agree to the Appline [Terms & Conditions](#) and [Privacy Policy](#)

Sign Up Now

This Button is use for pointing a location other than current location on Map.

On clicking for address following Screen will appear

Sign Up

Address

GPS Locality

Postal Address Default Address

Flat/Shop No.

Building Name

Society Name

Area Name

Landmark

City

Pin

State

Save

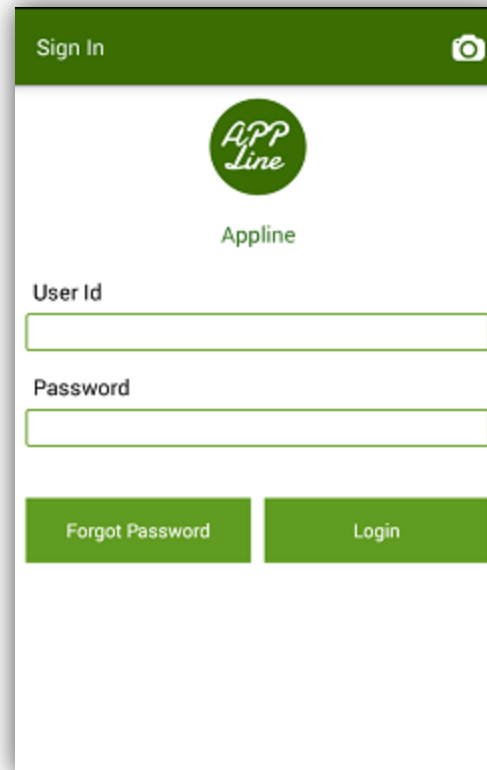
This Button is use for showing your current GPS Locality.

Click to select your postal address as default address

- This postal address will help vendors in Home delivery.


- On successful deliveries by different vendors on this address, you will be marked as verified customer.

On click of sign in, following screen will appear. Here you can login to your Appline account or you can also generate new password or change password by clicking to Forgot Password.



The screenshot shows a mobile application interface for signing in. At the top, there is a dark green header with the text "Sign In" on the left and a camera icon on the right. Below the header is the Appline logo, which consists of a green circle containing the text "APP Line" in white, with the word "Appline" written below it. Underneath the logo are two input fields: "User Id" and "Password". At the bottom of the screen, there are two green buttons: "Forgot Password" on the left and "Login" on the right.


On clicking forgot Password above, following screen will appear.

Forgot Password 

User Id

Mobile Number

On submission of User ID & Registered Mobile No., following Screen will appear and One Time Password (OTP) will be sent on your registered mobile no.

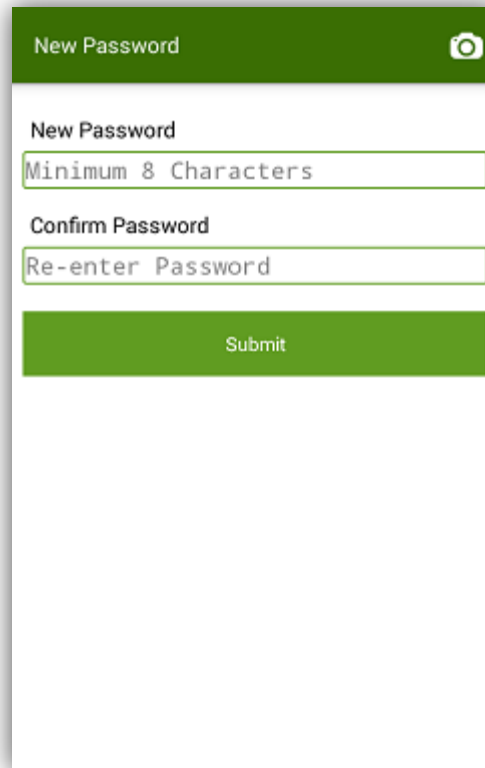
Forgot Password 

User Id

Mobile Number

OTP

On submission of User ID, Registered Mobile No. & OTP, following Screen will appear where you can change your password.



New Password

New Password

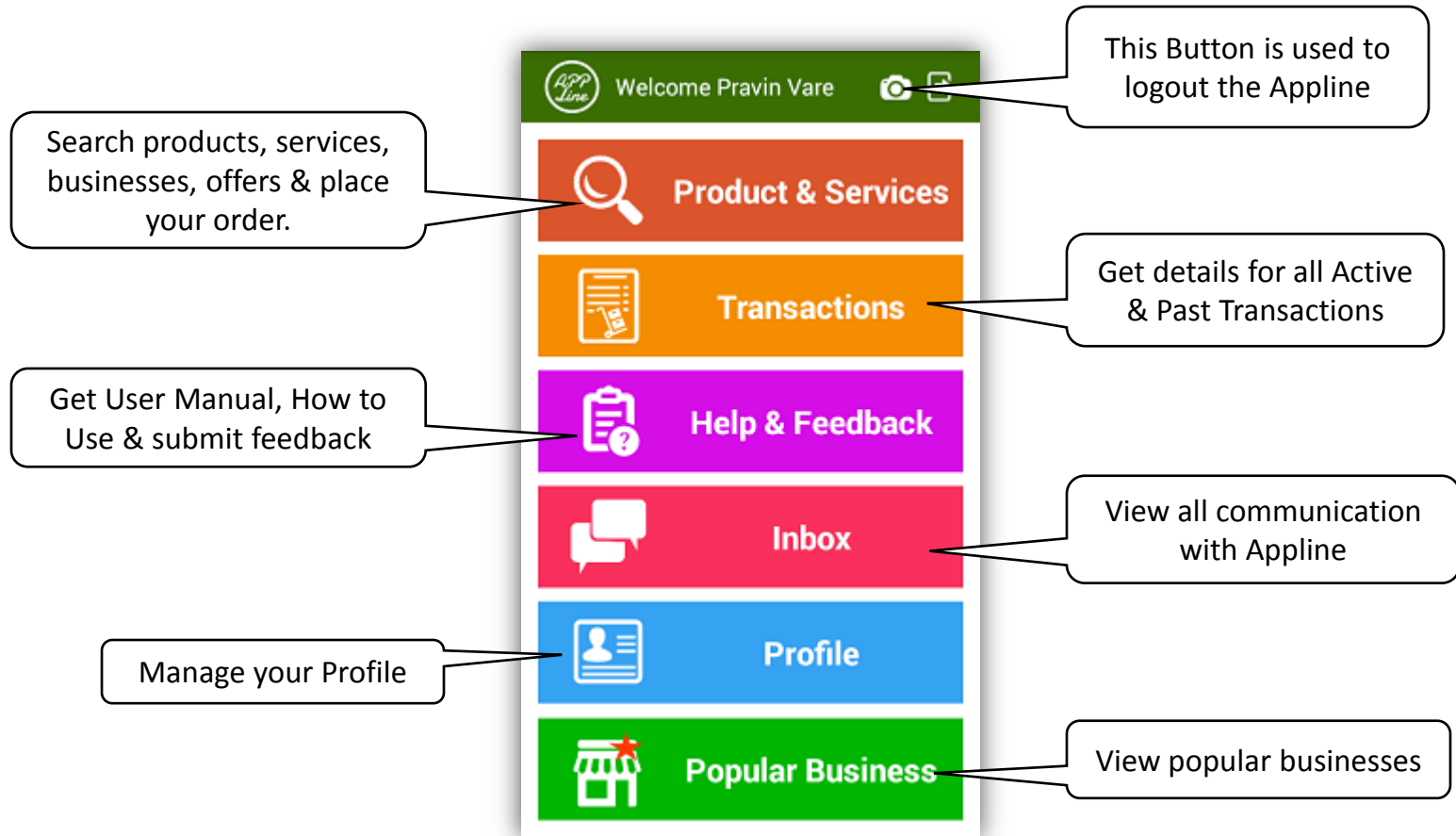
Minimum 8 Characters

Confirm Password

Re-enter Password

Submit

On sign in to Appline, following screen will appear which is called “Home Screen”.



After clicking Profile button on Home screen, following screen will appear.

Profile

Full Name
Pravin Vare

EMail
pravin12425@gmail.com

Registered Number
+91 9999999999

Address[s]
43, B-Wing, Vasundhara, M.K. Road

<- Click to Add New Address

Click this button to put contents in editable mode.

Click here to delete your address

This Button is use for pointing a location other than current location on Map.

Click here to edit your address

You can give your multiple addresses, to add new address click here

Profile

Address

GPS Locality

Postal Address Default Address

Flat/Shop No.

Building Name

Society Name

Area Name

Landmark

City

Pin

State

Save

This Button is use for showing your current GPS Locality.

- This postal address will help vendors in Home delivery.
- On successful deliveries by different vendors on this address, you will be marked as verified customer.